

BHC SERIES (1P/2P 20-40 FLA)



- 1 Pole NO or 2 Pole NO
- Silver Cadmium Oxide Contacts
- Selectable Current: 20A ,25A ,30A ,40A
- Selectable Coil Voltage: 24VAC, 120VAC, 208-240VAC, 277VAC

Partial Listing of Available 1 & 2 Pole Contactors

FLA Rating	Number of Pole	24V Coil	120V Coil	208/240V Coil	277V Coil
20 FLA	1	BHC-1A-20-24	BHC-1A-20-120	BHC-1A-20-240	BHC-1A-20-277
	2	BHC-2A-20-24	BHC-2A-20-120	BHC-2A-20-240	BHC-2A-20-277
25 FLA	1	BHC-1A-25-24	BHC-1A-25-120	BHC-1A-25-240	BHC-1A-25-277
	2	BHC-2A-25-24	BHC-2A-25-120	BHC-2A-25-240	BHC-2A-25-277
30 FLA	1	BHC-1A-30-24	BHC-1A-30-120	BHC-1A-30-240	BHC-1A-30-277
	2	BHC-2A-30-24	BHC-2A-30-120	BHC-2A-30-240	BHC-2A-30-277
40 FLA	1	BHC-1A-40-24D	BHC-1A-40-120D	BHC-1A-40-240D	BHC-1A-40-277D
	2	BHC-2A-40-24D	BHC-2A-40-120D	BHC-2A-40-240D	BHC-2A-40-277D

INITIAL DIELECTRIC STRENGTH

Between Contacts & Coils: 2200VAC
 Between Poles: 2200VAC(includes shunt)
 Between Open Contacts: 2200VAC(no shunt)

ARC COVER

Optional on 20-30 FLA
 Standard on 40 FLA

INSULATION SYSTEM

130°C Class B

TEMPERATURE RANGE

-40°C to +65°C
 -40° F to +150° F

UNIT WEIGHT

1 Pole 0.23Kg
 2 Pole 0.27Kg

POWER POLE TERMINATIONS

Screw or Box Lug

WIRE SIZE

Screw 16-8
 Box Lug 14-4

RECOMMENDED TIGHTENING TORQUE

Screw 25 in.lbs
 Box Lug 40 in.lbs

QUICK CONNECTS

Coil terminals Dual: .250"QC
 Power terminals 1 Pole: Quad . 250"QC
 2 Pole: Qual or Quad . 250"QC

BHC SERIES (1P/2P 20-40 FLA)

Coil Rating

Nominal Coil Voltage	1 Pole Contactors				2 Pole Contactors			
	24	120	208/240	277	24	120	208/240	277
Nominal Coil Resistance Ohms	18	420	1800	2500	11	237	1000	1600
Maximum Pick Up Voltage	18	88	177	221	18	88	177	221
Minimum Drop Out Voltage	6-15	20-70	40-140	50-165	6-15	20-70	40-140	50-165
Nominal Inrush VA @ 50Hz	31	31	31	31	33	33	33	33
Nominal Inrush VA @ 60Hz	28	28	28	28	30	30	30	30
Nominal Sealed VA @ 50Hz	6	6	6	6	8	8	8	8
Nominal Sealed VA @ 60Hz	5	5	5	5	6.5	6.5	6.5	6.5
Maximum Coil Voltage	30	132	264	300	30	132	264	300

Electrical Rating

Full Load Amps	Resistive Amps @ 600 VAC	Locked Rotor Amps @ 240/277 VAC	Locked Rotor Amps @ 480 VAC	Locked Rotor Amps @ 600 VAC	Maximum Horsepower Voltage	Single Phase
1 Pole Contactors						
20	30	120	100	80	120	1
					140	2
25	35	150	125	100	120	1
					140	2
30	40	150	125	100	120	1
					140	2
40	50	200	180	120	120	1
					140	2
2 Pole Contactors						
20	30	120	100	80	120	2
					140	3
25	35	150	125	100	120	2
					140	3
30	40	150	125	100	120	2
					140	3
40	50	200	160	120	120	2
					140	3

BHC SERIES (1P/2P 20-40 FLA)

Ordering Information

BHC - 1A - 20 - 024 D M

OPTIONAL COVER:

M Indicates the addition of a cover for 1 & 2 Pole contactors up to 30 FLA

TERMINATION:

D #10-32 combo screw with quad QC (20-30 FLA)

Blank #14-4 lug with quad QC (40 FLA)

COIL VOLTAGE:

024-24VAC;120-120VAC;208-208VAC;240-240VAC;277-277VAC

CONTACT RATING:

20-20FLA;25-25FLA;30-30FLA;40-40FLA

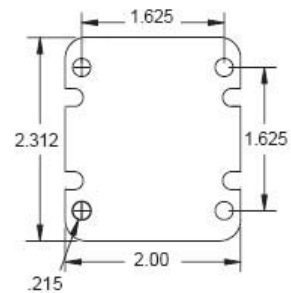
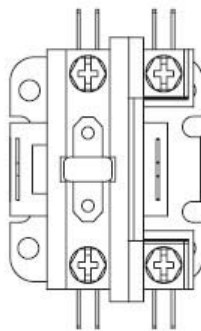
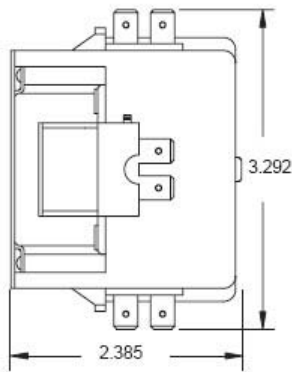
POLE FORM:

1A-1P NO;2A-2P NO;3A-3P NO;4A-4P NO

SERIES:

BHC

1 Pole Dimensions (Inches)



2 Pole Dimensions (Inches)

