



Patent: ZL 2011 2 0054624.3



ISO9001、ISO14001 Certification Enterprises

Main Feature

1. Small size (24.2x12.9x24.8 in mm) produces a switching capacity up to 5A for high density P.C.Board mounting technique.
2. The contact form construction is 2A
3. The Surge Resistance of BSA2 series is 10,000V
4. Sealing Construction (Free from dust and solder flux):
BSA2-SS: Plastic Sealed Type.
5. The selection of plastic insulation material is designed for high temperature and provides better chemical solution performance.
6. RoHS Compliant.

Application

Air Conditioning, Fridge, Washing Machine, etc Household Appliances

Contact Rating

- Nominal Load (Resistive Load $\cos \phi = 1$)
Contact Capacity
BSA2-DM3.....3A at 125VAC
3A at 24VDC
BSA2-DM5.....5A at 240VAC
5A at 30VDC
- Max. Allowable Current
BSA2-DM3.....3A
BSA2-DM5.....5A
- Max. Allowable Voltage
BSA2-DM3.....AC125V DC24V
BSA2-DM5.....AC240V DC30V
- Max. Allowable Power Force
BSA2-DM3.....375VA 72W
BSA2-DM5.....1,200VA 150W
- Contact Material.....Ag Alloy
- Contact Form.....SPST

Performance (at Initial Value)

- Contact Resistance..... $\leq 50m \Omega$ at 6VDC/1A
- Operate Time.....10ms. Max
- Release Time.....5ms. Max
- Dielectric Strength:
Between Coil & Contact.....4,500VAC at 50/60 Hz
for one minute
Between Contacts.....1,000VAC at 50/60 Hz
for one minute
- Surge Resistance.....10,000V (between Coil
& Contact 1.2x50 μ s)

- Insulation Resistance.....1,000 Mega Ω Min. at
500VDC
- Max. On/Off Switching:
Electrical.....30 Ops per minute
Mechanical.....300 Ops per minute
- Temperature Range.....- 40~85°C
- Humidity Range.....5%~85% RH
- Coil Temperature Rise.....35°C Maximum
- Vibration:
Endurance.....10 to 55 Hz dual
amplitude width 1.5mm
Error Operation.....10 to 55 Hz dual
amplitude width 1.5mm
- Shock:
Endurance.....981m/s² Min
Error Operation.....98.1m/s² Min
- Life Expectancy:
Electrical.....10⁵ Operations at
Rated Resistive
load
Mechanical.....10⁷ Operations at
No load condition
- Weight.....about 13g

Safety Standard & Its File Number Pending

Coil Specification (at 20 °C)

Coil Sensitivity	Nominal Voltage (VDC)	Nominal Current (mA)	Coil Resistance ($\Omega \pm 8\%$)	Power Consumption (W)	Pull-In Voltage (VDC)	Drop-Out Voltage (VDC)	Maximum Allowable Voltage (VDC)
BSA2-DM3 BSA2-DM5	5	108.7	46	Abt. 0.54	75% Maximum	10% Minimum	130%
	6	85.7	70				
	9	58.1	155				
	12	44.4	270				
	24	21.8	1100				
	48	11.2	4270				

Ordering Information

BSA2 - SS - 2 12 D M 3

IContact Weld Mode : 3:Spot Welding 5:Hinge Match

Contact Form: M:Two form A

Coil Type: D:Standard DC Coil

**Coil Voltage: 03:3V, 05:5V,06:6V,09:9V
12:12V,24:24V,48:48V**

Number of Pole: 2:Two Pole

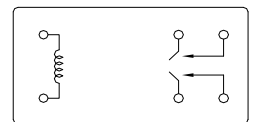
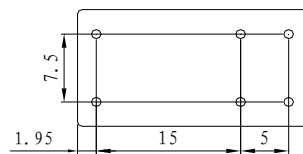

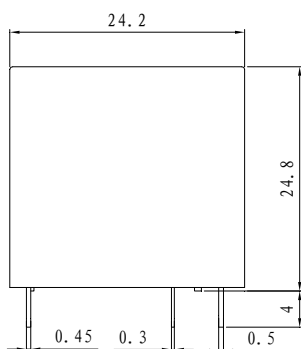
Type of Sealing: SS:Plastic Sealed Type

Type: BSA2

Classificatio

Model	BSA2
Coil Sensitivity	Standard DC Coil
Flow Solder Type	2A
	BSA2 -SS-2□□DM3 BSA2 -SS-2□□DM5

Dimension



尺寸公差 (Dimension Tolerance) : < 1mm: $\pm 0.2\text{mm}$
 1--5mm: $\pm 0.3\text{mm}$
 > 5mm: $\pm 0.5\text{mm}$